[반발경도 시험 보고서] 금남IC 2교 상부구조

측정위치	반발경도					평균치	보정치ΔR		기준경도	타격각도	압축강도 (MPa)	압축강도 (MPa)	재령 (일)	재령계수	추정 압축강도	측정데이타
							타각보정	습윤보정								
						R	ΔR_1	ΔR_2	R_0	a				α_n	F_c(MPa)	
S1 캔틸레버 하면	51	53	57	57	49	54.6	-2.73	0.00	51.9	90	일본재료학회	47.9	3000	0.63	30.2	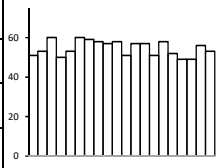
	53	60	58	51	49						일본건축학회	46.9	3000	0.63	29.6	
	60	59	51	58	56											
	50	58	57	52	53						평균				29.9	
S1 캔틸레버 하면 (비건전부)	49	56	50	56	53	53.5	-2.82	0.00	50.7	90	일본재료학회	46.4	3000	0.63	29.2	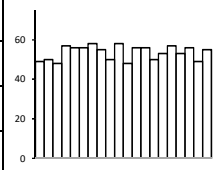
	50	56	58	50	56						일본건축학회	46.1	3000	0.63	29.0	
	48	58	48	53	49											
	57	55	56	57	55						평균				29.1	
S2 캔틸레버 하면	52	48	50	51	52	54.1	-2.77	0.00	51.3	90	일본재료학회	47.2	3000	0.63	29.7	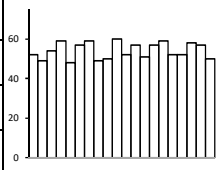
	49	57	60	57	58						일본건축학회	46.5	3000	0.63	29.3	
	54	59	52	59	57											
	59	49	57	52	50						평균				29.5	
S3 캔틸레버 하면	57	48	49	56	54	52.7	-2.89	0.00	49.8	90	일본재료학회	45.2	3000	0.63	28.5	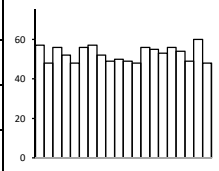
	48	56	50	55	49						일본건축학회	45.4	3000	0.63	28.6	
	56	57	49	53	60											
	52	52	48	56	48						평균				28.5	
																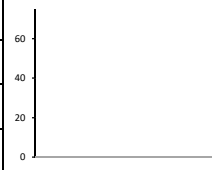
																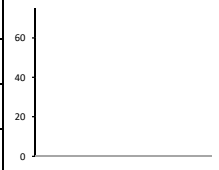
																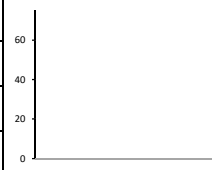
																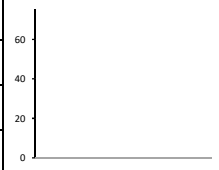
																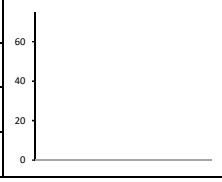

[반발경도 시험 보고서] 금남IC 2교 하부구조

측정위치	반발경도					평균치	보정치ΔR		기준경도	타격각도	압축강도 (MPa)	압축강도 (MPa)	재령 (일)	재령계수	추정 압축강도	측정데이타
							타각보정	습윤보정								
						R	ΔR_1	ΔR_2	R_0	a				α_n	F_c(MPa)	
A1 벽체 (비건전부)	49	40	42	42	48	45.5	0.00	0.00	45.5	0	일본재료학회	39.7	3000	0.63	25.0	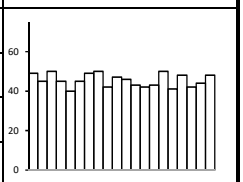
	45	45	47	43	42						일본건축학회	42.3	3000	0.63	26.7	
	50	49	46	50	44											
	45	50	43	41	48						평균				25.8	
A1 벽체	47	43	45	46	47	46.5	0.00	0.00	46.5	0	일본재료학회	41.1	3000	0.63	25.9	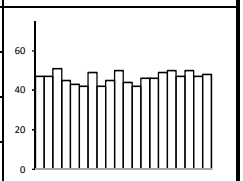
	47	42	50	46	50						일본건축학회	43.1	3000	0.63	27.1	
	51	49	44	49	47											
	45	42	42	50	48						평균				26.5	
P1 기둥부	49	52	52	49	54	49.4	0.00	0.00	49.4	0	일본재료학회	44.7	3000	0.63	28.2	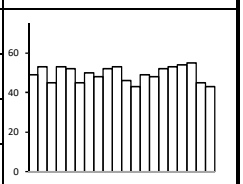
	53	45	53	48	55						일본건축학회	45.1	3000	0.63	28.4	
	45	50	46	52	45											
	53	48	43	53	43						평균				28.3	
P2 기둥부	55	50	47	43	45	48.1	0.00	0.00	48.1	0	일본재료학회	43.0	3000	0.63	27.1	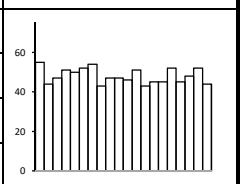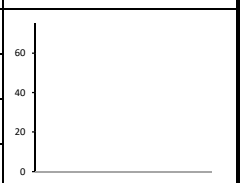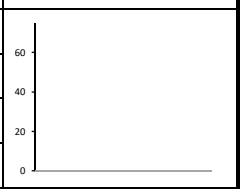
	44	52	47	45	48						일본건축학회	44.2	3000	0.63	27.8	
	47	54	46	45	52											
	51	43	51	52	44						평균				27.5